

KANRICH

**IP955 Network
Video Doorphone System**

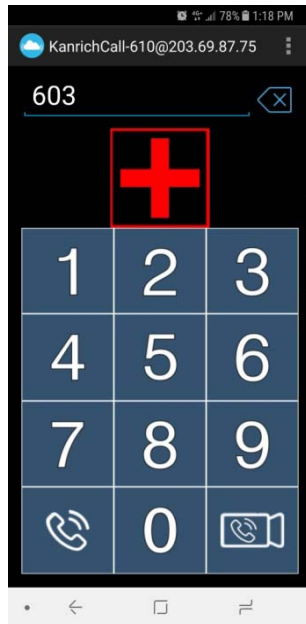
KANRICH ELECTRONIC CORP.

IP955 Network Video Doorphone System

Features :

1. No need mounting type video monitor indoors, just one IP955 network camera through cell phone, you can watch and talk with visitors directly as well as open door for visitors .
2. Portable video doorphone , never miss any door call anytime.
3. Residents can download App to cell phone directly and reach the function “door to door intercom” via cell phone.
4. Handheld devices(Tablet or cell phone) can call IP955 network camera directly , monitoring and watching surrounding environment of the camera .
5. Easy installation, none of complicated settings, reducing the problems caused by the construction work in process.
6. Reducing the cost of “to renew the old system” and meet the digital requirement .
7. Community network environment : To set up a cloud server or contact us “server leasing”.
8. Just one network wire and power wire, you can catch network video doorphone system at once.

IP955 Network Camera




IP955 Network Video Doorphone System

IP955 Network Camera-A great helper to renew the old system

“Kanrich Call” App in Android Version :

1. Download “Kanrich Call” App to your handheld devices (Tablet or cell phone).
 2. Touch the area of red arrow mark as Picture 1 .
 3. Touch the area of red arrow mark as Picture 2.
 4. Enter “Username”, “Password”, “Domain” as Picture 3, all settings will be done.
- PS.iOS version is testing now , coming soon.

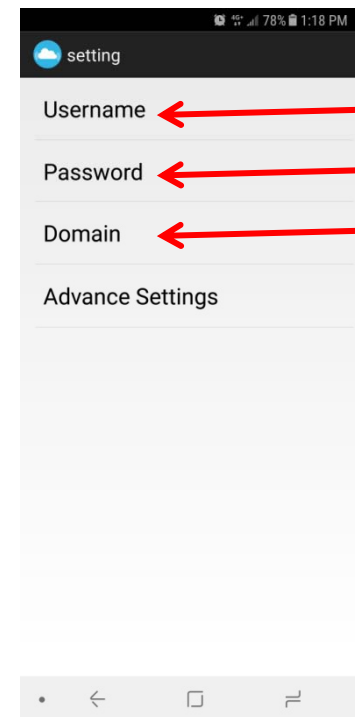
Picture 1



Picture 2



Picture 3



Fill in the 3 items , Finish.

IP955 Network Video Doorphone System

IP955 Network Camera-A great helper to renew the old system

Operation :

1. How to call resident who would like to visit ?

Enter “resident no. +#” on IP955 network camera as Picture 1 .

2. Touch  on cell phone getting the call with video and audio as Picture 2 .

3. Touch  to hang up the Kanrich Call .


Picture 1



Picture 2



Picture 3



IP955 Network Camera



IP955 Network Video Doorphone System

IP955 Network Camera-A great helper to renew the old system

The residents can watch IP955 network camera initiatively :


Step 1> Touch  to display operation picture as Picture 1 .

Step 2> Enter "camera no.+  " to get a successful call as Picture 2.

Step 3> Monitoring surrounding environment of camera as Picture 3.

Step 4> Touch  to end monitoring .

Picture 1



Picture 2



Picture 3



Picture 4



IP955 Network Video Doorphone System


IP955 Network Camera-A great helper to renew the old system


Door To Door intercom(call other residents or family members) :

Step 1> Touch  to display operation picture as Picture 1 .


Step 2> Enter "resident no.+  " to get a successful call as Picture 2.

If the receiver touch  catching the call, the picture as Picture 3. with audio and video .

If the receiver touch  catching the call, the picture as Picture 4. with audio only .

Step 3> Touch  to hang up "KanrichCall" .

Picture 1



Picture 2



Picture 3



Picture 4



IP955 Network Video Doorphone System

IP955 Network Camera-A great helper to renew the old system

How to catch the call from family members or other residents :

Step 1> KanrichCall is ringing as Picture 1

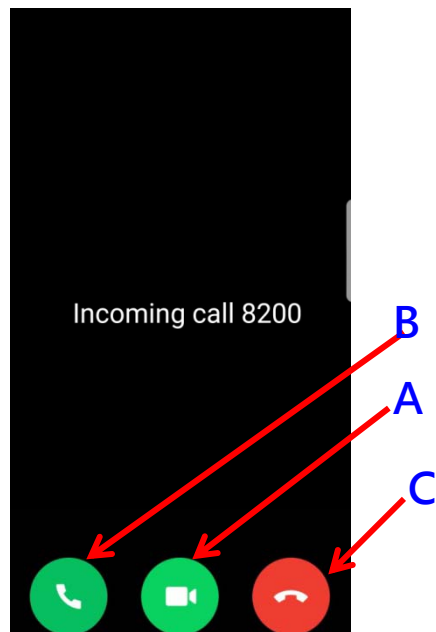
Step 2> Touch  to catch the call as Picture 2 with video and audio .

Touch  to catch the call as Picture 3, audio only.

Touch  to hang up “KanrichCall” .

If Kanrichcall is ringing as Picture 4, it means caller use “audio talking” only without video.

Picture 1



Picture 2



Picture 3



Picture 4



IP955 Network Video Doorphone System

IP955 Network Camera-A great helper to renew the old system

Number Configuration and Network Environment

- 1> Each project must be with a "Domain Name" .
- 2> One camera one number , no digits limitation , no camera quantity limitation.
- 3> Control Center - "10 numbers for 10 cell phone numbers" + 1 number for "control center members group call " .
- 4> Residents : Each family - "5 numbers for 5 cell phone numbers" + 1 number for "family members group call" .
- 5> All of these numbers in this "Domain Name" included of camera no. / control center no. / resident no. , the 1st digit must be the same , no digits limitation.
- 6> When visitor make a call to the number of "control center members group call " , all control center members their cell phones will be ringing together , one of them to catch the call, other member's cell phones will be returned to "standby" status .
- 7> When visitor make a call to the number of "family members group call" , all cell phones belongs to this family group will be ringing together , one of this family members to catch the call, other member's cell phones will be returned to "standby" status .
- 8>The visitor can call any one of control center members or call any one of family members , only that one cell phone is ringing , other cell phones are not ringing .
- 9> IP955 Network Camera must be connected with network wire and power wire , no need static IP but "on network environment" is necessary condition.
 - 1 IP955 Network Camera in system - Transmission bandwidth requirement 2M / more than 2M .
 - 2 IP955 Network Camera in system - Transmission bandwidth requirement 4M / more than 4M .
 - 3 IP955 Network Camera in system - Transmission bandwidth requirement 6M / more than 6M .
 -and so on .
- 10> The router for IP955 Network Camera , please close "sip port 5060" in router setting, KanrichCall has another lane, 2 sip lanes open will happen sip command error causing system can't work normally.

IP955 Network Video Doorphone System

IP955 Network Camera-A great helper to renew the old system

Domain Name	Number	remark
Domain Name	Secom180101	Building Address
Camera 1	701	
Camera 2	702	
Camera 3	703	
Camera 4	704	
Camera 5	705	
Camera 6	706	
Camera 7	707	
Control Center		
Group Number	7100	Building Address
CC Group no.1	711	
CC Group no.2	712	
CC Group no.3	713	
CC Group no.4	714	
CC Group no.5	715	
CC Group no.6	716	
CC Group no.7	717	
CC Group no.8	718	
CC Group no.9	719	
CC Group no.10	721	

IP955 Network Video Doorphone System

IP955 Network Camera-A great helper to renew the old system

Resident's Family Number	75110	Resident's Address
Family no. 1	7511	
Family no. 2	7512	
Family no. 3	7513	
Family no. 4	7514	
Family no. 5	7515	

Resident's Family Number	75210	Resident's Address
Family no. 1	7521	
Family no. 2	7522	
Family no. 3	7523	
Family no. 4	7524	
Family no. 5	7525	

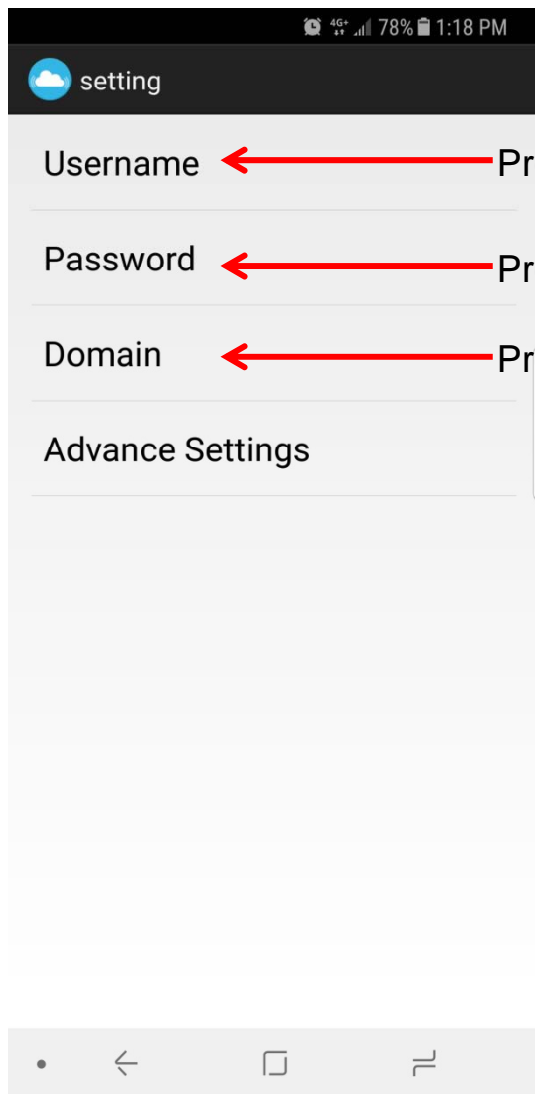
Resident's Family Number	75310	Resident's Address
Family no. 1	7531	
Family no. 2	7532	
Family no. 3	7533	
Family no. 4	7534	
Family no. 5	7535	

The visitor makes a call to call control center on Network Camera IP955, all members of control center will be ringing together, any one of members catches the call ,the others stop ringing immediately.

The visitor makes a call to call the resident on Network Camera IP955, all family members will be ringing together, any one of members catches the call ,the others stop ringing immediately.

IP955 Network Video Doorphone System

App Setting(Android Version)



Username ← Provided by KANRICH

Password ← Provided by KANRICH

Domain ← Provided by KANRICH

Advance Settings

App Setting(iphone Version)



extension

password

domain

proxy 203.68.87.75

Phone ID Phone ID

Debug Log

Dialer

THE END