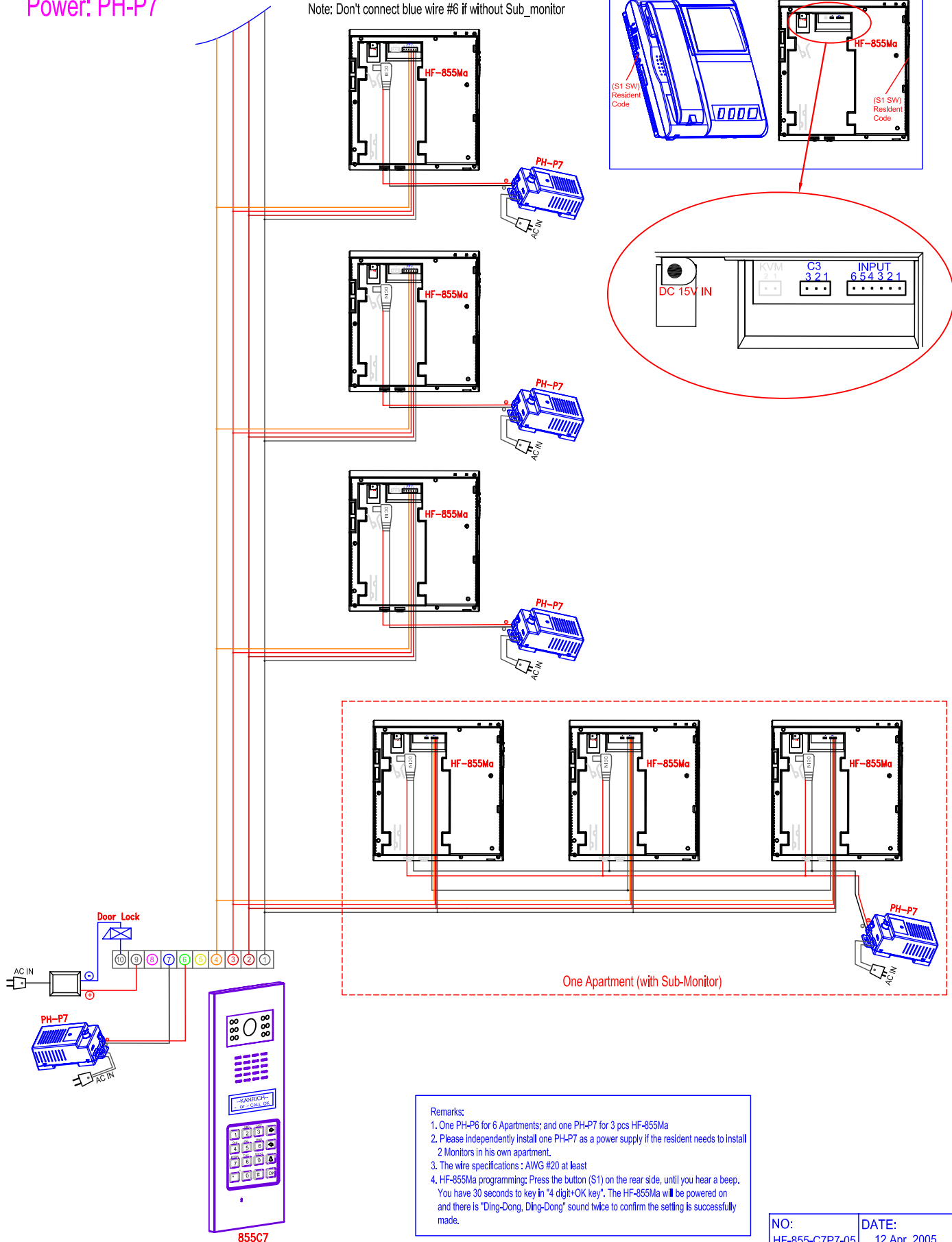
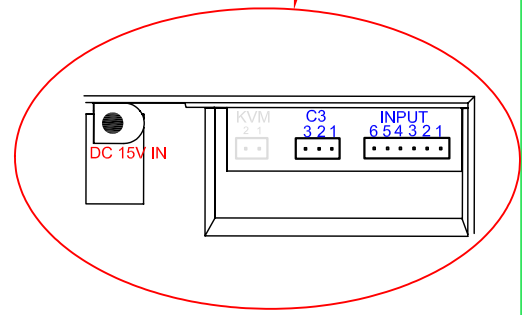
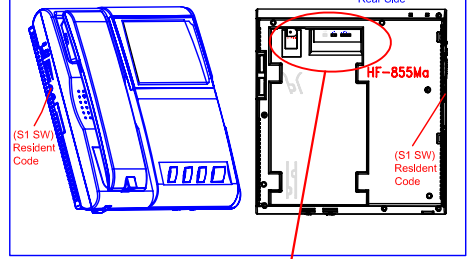


Power: PH-P7

**HF-855Ma**

Rear Side



Remarks:

1. One PH-P6 for 6 Apartments; and one PH-P7 for 3 pcs HF-855Ma
2. Please independently install one PH-P7 as a power supply if the resident needs to install 2 Monitors in his own apartment.
3. The wire specifications : AWG #20 at least
4. HF-855Ma programming: Press the button (S1) on the rear side, until you hear a beep. You have 30 seconds to key in "4 digit+OK key". The HF-855Ma will be powered on and there is "Ding-Dong, Ding-Dong" sound twice to confirm the setting is successfully made.

NO:	HF-855-C7P7-05
-----	----------------

DATE:  
12 Apr. 2005